

WINDOWS MOBILE (PPC/SP)

# Sync your device with Windows Vista

Windows Vista signals the end of the road for ActiveSync. The software has been replaced with a solution that simplifies the management of partnerships and info synchronisation

**Summary:** Sync data with Windows Vista

**Difficulty:** Beginner

## FAQ

I have downloaded and installed WMDC, but nothing happens when I connect my Pocket PC. Reboot your desktop PC and reset your mobile device after installing WMDC. If this doesn't resolve the problem, look at configuring your firewall.

**Windows Vista has finally arrived, and if you've had any concerns about how your Windows Mobile PPC or Smartphone will sync with Microsoft's latest OS, this tutorial is for you.** Windows Vista users can no longer transfer info with ActiveSync, as the software has been replaced by a new and rather cool solution called Windows Mobile Device Center (WMDC). Features include an enhanced and very functional user interface, a simplified new partnership wizard and improved synchronisation and management of files, photos and other media.

## 1 Compatibility

WMDC enables you to set up a new partnership, synchronise content and manage music, pictures and video with any Windows Mobile 2003-powered device or later. The program

is only supported on Windows Vista and it's compatible with the Vista Home Basic, Home Premium, Business, Enterprise and Ultimate editions of the new OS. Continue using ActiveSync 4.2 if your desktop PC runs Windows XP.

## 2 Sourcing WMDC

Point your browser to [www.microsoft.com/windowsmobile/devicecenter.mspx](http://www.microsoft.com/windowsmobile/devicecenter.mspx) and download a copy of WMDC to your desktop PC. Make sure that you download the correct version of the synchronisation software – and this will depend on whether you are using a 32-bit or 64-bit version of the OS. If you are unsure which you are using, view the information in the System field after right-clicking Computer and selecting Properties.

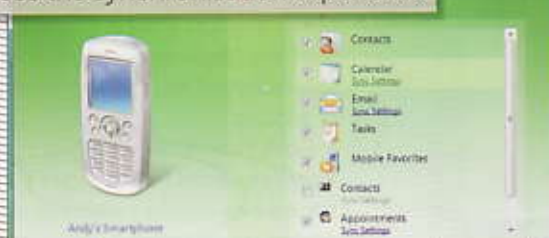
## 3 Get connected!

Double-click the installation file and follow the on-screen instructions. As you can see (Fig 3), the program looks much nicer than ActiveSync. The next step is to connect your PDA or Smartphone to the desktop PC. Support for Bluetooth is included, but we advise you to first create a new partnership using a USB connection.

## 4 New partnership

WMDC helps you to quickly set up a new partnership, synchronise info such as email, contacts and calendar appointments, easily manage sync settings, and transfer documents between your device and PC. When you first connect you have the option of creating a new partnership (Set Up Your Device) or sticking with a guest partnership (Connect Without

Windows Media Device Center enhances the synchronisation experience



The new interface lets you effortlessly create and manage partnerships with mobile devices



**Fig 3 New interface**  
Windows Media Device Center sports a new and enhanced user interface



**Fig 4 Set Up Your Device**  
Select Set Up Your Device in order to create a new partnership



**Fig 6 Synchronising information**  
Synchronising data via WMDC is fast and effortless

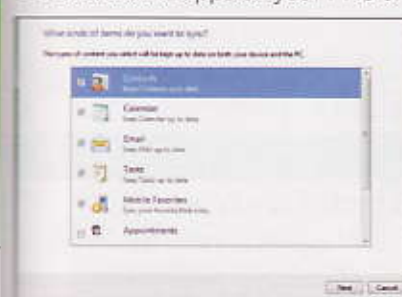
Setting Up Your Device) if you just want to browse the contents of your device or install extra software. Click Set Up Your Device to start creating a new partnership (Fig 4).

## 5 Which information?

It's now time to choose which info you want to be transferred between your desktop PC and mobile device (Fig 5). Check the boxes next to the items you want synchronised, then hit Next to continue. You'll now see the name that will be used to identify your mobile device to Windows Vista's Sync Center. Accept the name or change it to one that suits your preferences. Click the Set Up button when you're ready to proceed.

## 6 Data synchronisation

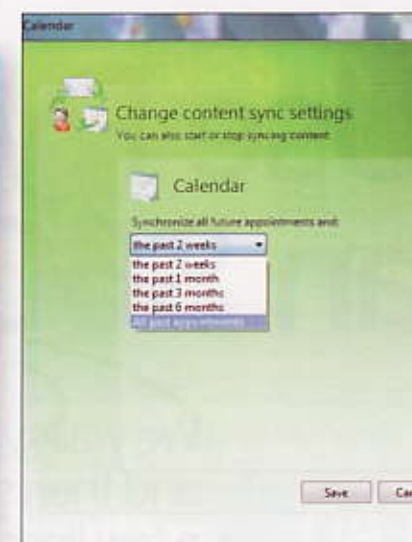
WMDC will now synchronise info stored in Microsoft Outlook with the Outlook Mobile apps on your PPC or



**Fig 5 Items to sync**  
Choosing which items to sync is a breeze

## FAQ

I have a Packard Bell PocketGear PPC and an HP 620 LX handheld PC. Can I connect these devices to a PC running Windows Vista? The PocketGear runs the Pocket PC 2002 OS and the 620 LX uses a serial connection to sync data. Unfortunately, WMDC supports neither option.



**Fig 7 Sync settings**  
WMDC lets you configure exactly which appointments you want to synchronise

“Windows Mobile Device Center is much quicker than ActiveSync at syncing data”

Smartphone (Fig 6). The first thing you'll notice is how just long the synchronisation process takes – WMDC is much quicker than ActiveSync at syncing data.

## 7 Sync settings

WMDC's functional user interface ensures that managing partnerships is a straightforward process. Move your mouse pointer over the Mobile Device Settings menu and you can quickly and easily change your content sync settings. For example, click the Sync Settings hyperlink under Calendar and you can configure exactly which appointments you want to synchronise. By default, all future appointments are synchronised, but you can select whether you want to sync all past appointments or just the last one, three or six months (Fig 7).

## 8 Media synchronisation

Return to WMDC's Home screen and move your mouse pointer over the Pictures, Music and Video menu. The submenus that appear let you import pictures, music and video content from your PC (Fig 8). The new Picture Acquisition wizard lets you



**Fig 8 Sync media**  
The very functional user interface lets you easily manage media synchronisation easily tag and transfer all the pictures from your Windows Mobile device to your PC's Windows Photo Gallery. Oh yes, you'll be pleased to learn that WMDC does the job of synchronising music with your PDA or Smartphone a whole lot better than ActiveSync.

## 9 View files and folders

Finally, return to the program's Home screen and move the mouse over the File Management menu. Select the Browse the Contents of Your Device submenu to view files and folders on your device. This handy feature is far more flexible than ActiveSync's Explore function and you can even use it to open documents on your device directly from a PC. ●